Study:
Solar heated panel with hot-air
SolarVenti SV20R

WEEKLY HYGROTHERMAL CHARTS

Edition: 17/05/2023

Sources:
- French state aerospace
- www.infoclimat.fr

1

Site: **Puy de Dôme** Bat.: **x**
TESTO n° 175H1 Position: **Outdoor / indoor**
Observations: *Before / after panel installation over 7 days*
Période: *ven* 27/01/2023 0 h **au** *sam* 04/02/2023 0 h

JANVIER 2023 - FÉVRIER 2023

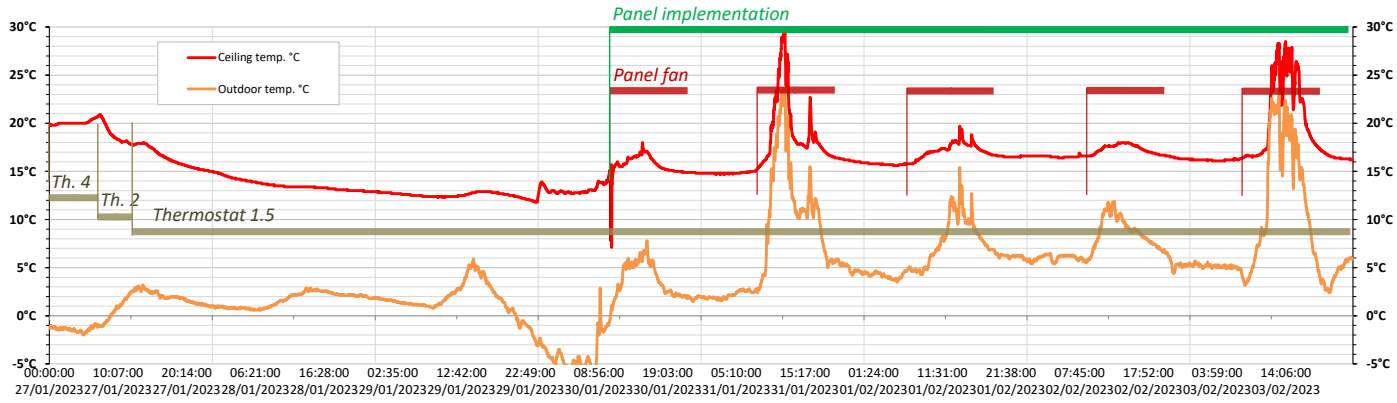

2

Site: **Puy de Dôme** Bat.: **x**
TESTO n° 175H1 Position: **Office**
Observations: *Office temperature evolution*
Période: *ven* 27/01/2023 0 h **au** *sam* 04/02/2023 0 h

JANVIER 2023 - FÉVRIER 2023

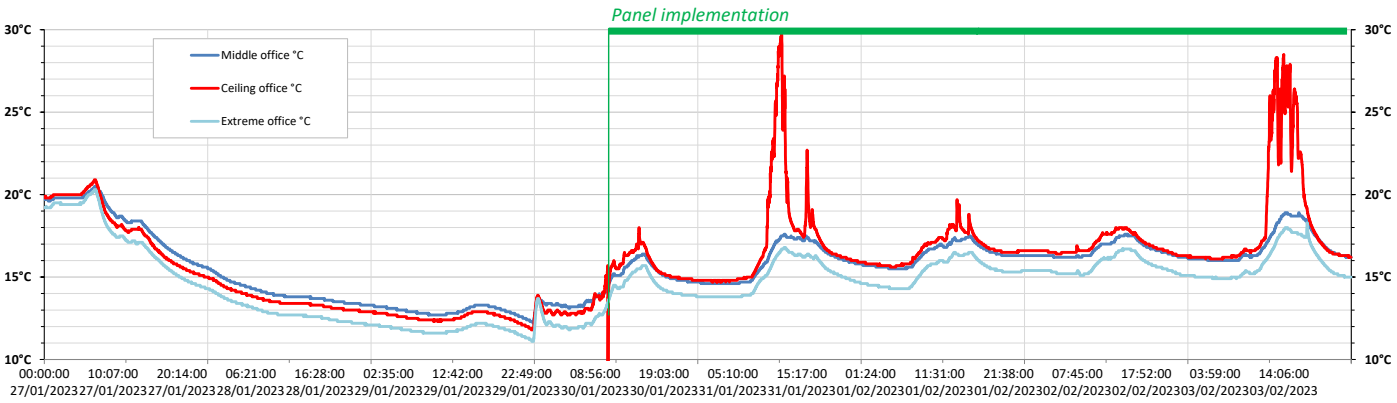

3

Site: **Puy de Dôme** Bat.: **x**
TESTO n° 175H1 Position: **Office**
Observations: *Radiators temperature evolution depending of panel operation*
Période: *lun* 27/02/2023 0 h **au** *sam* 04/03/2023 0 h

FÉVRIER 2023 - MARS 2023

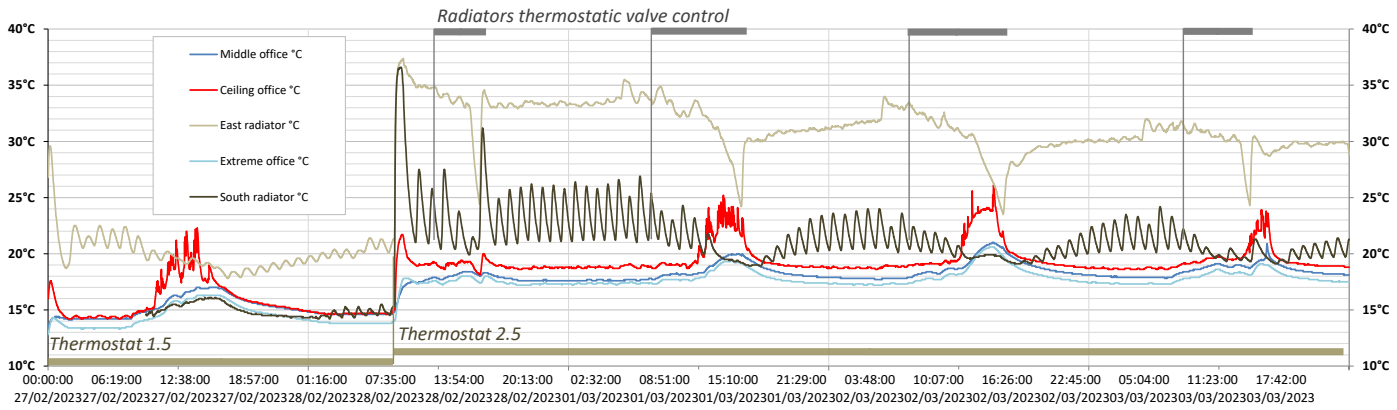

4

Site: **Puy de Dôme** Bat.: **x**
TESTO n° 175H1 Position: **Middle office**
Observations: *Humidity and absolute humidity evolution depending on panel operation*
Période: *lun* 27/02/2023 0 h **au** *sam* 04/03/2023 0 h

FÉVRIER 2023 - MARS 2023

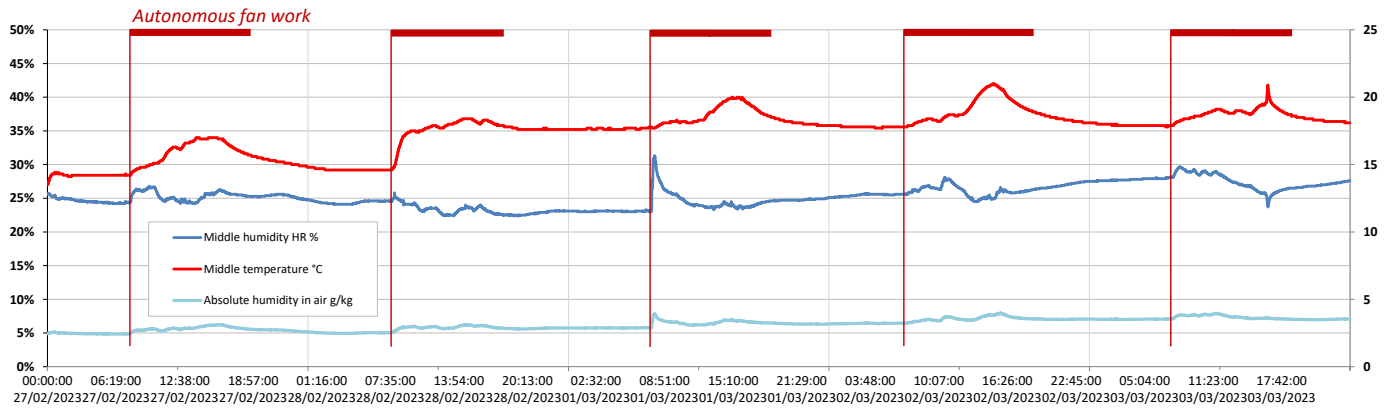

5

Site: **Puy de Dôme** Bat.: **x**
TESTO n° 175H1 Position: **Office**
Observations: *SV20R Solar heated air panel operation over 58 days*
Période: *ven* 27/01/2023 0 h **au** *mer* 29/03/2023 0 h
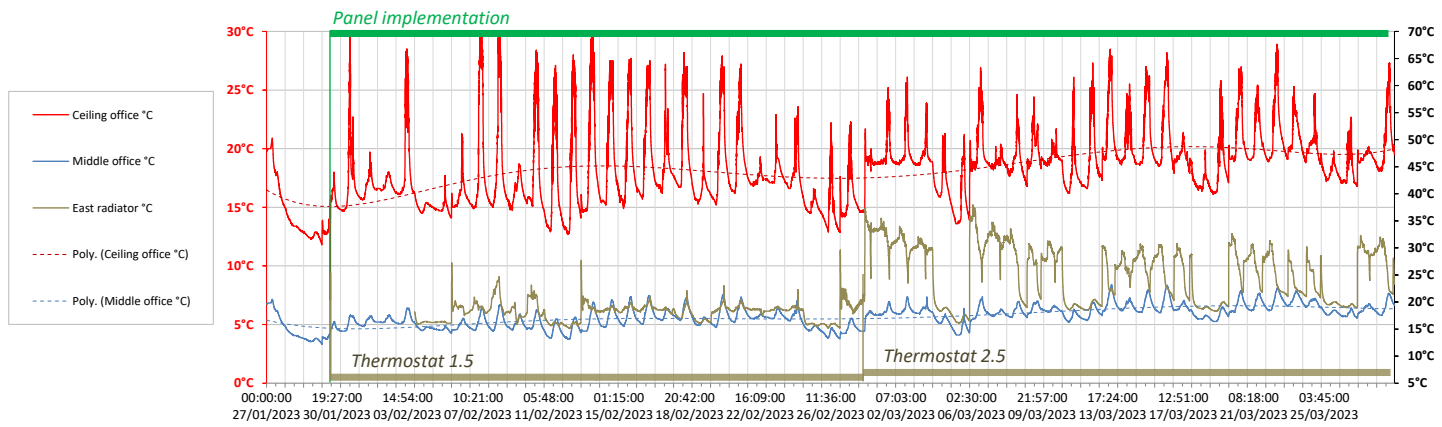
JANVIER 2023 - MARS 2023